

Find the Dinosaur

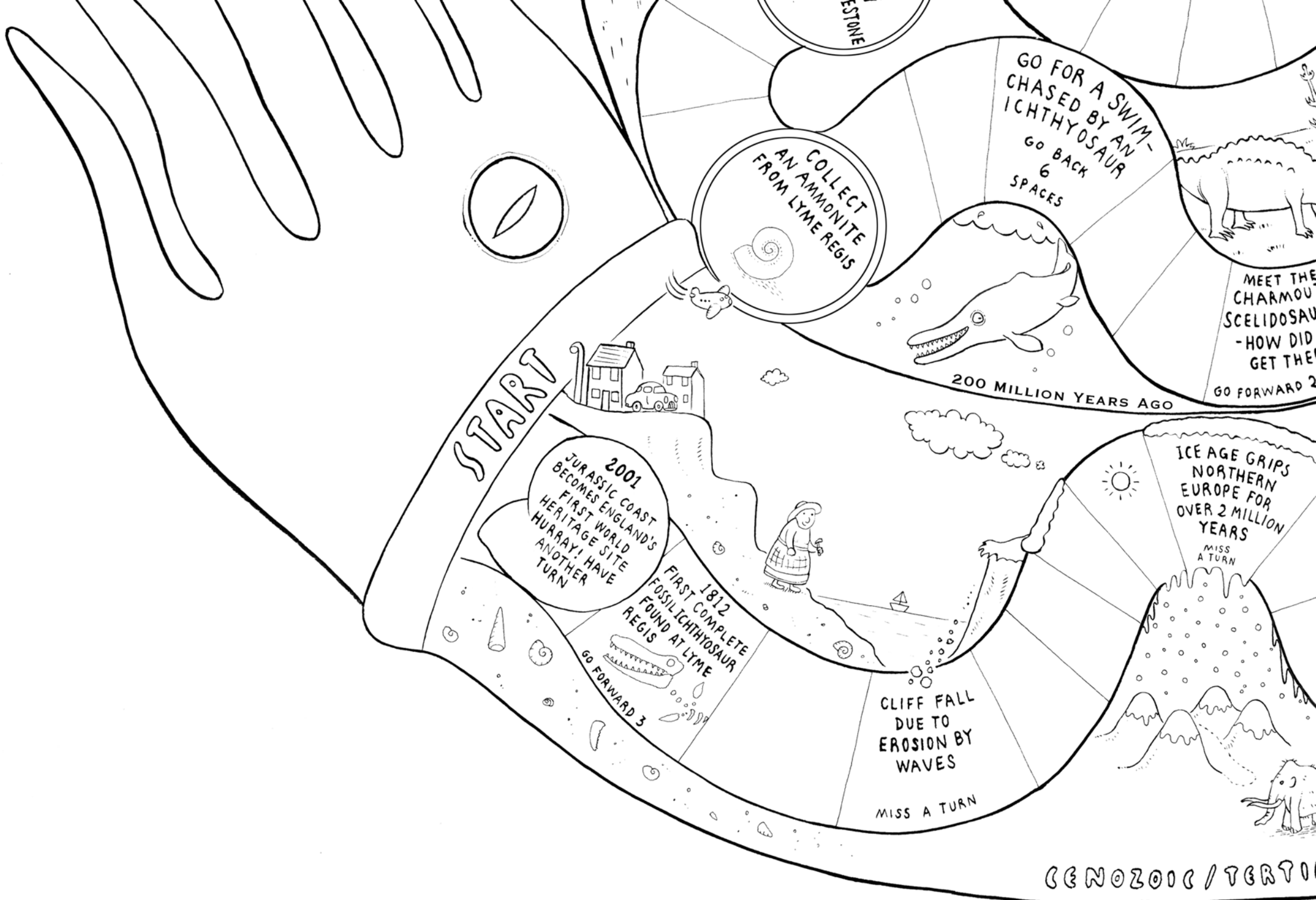
How To Play



1. Print out the 4 sections of the board (card might be better than paper) and stick them together.
2. Print out time machine counters and sample cards.
3. Colour them in, if you like.
4. You can play with 2 or more players.
5. Take turns to throw a single dice and proceed along the board, moving back in time.
6. To finish you must collect all 5 sample cards. As you approach a sample square you must throw the right number to land on it or miss a go until you do.
7. The winner is the first person to get all 5 cards and find the oldest dinosaur.

Remember: Although you are going **forwards** round the board, you are going **backwards** in time - **About 190 million years!**





ESTONE

GO FOR A SWIM -
CHASED BY AN
ICHTHYOSAUR
GO BACK
6
SPACES

COLLECT
AN AMMONITE
FROM LYME REGIS

MEET THE
CHARMOU
SCOLIDOSAUR
-HOW DID
GET THE
GO FORWARD 2

200 MILLION YEARS AGO

START

2001
JURASSIC COAST
BECOMES ENGLAND'S
FIRST WORLD
HERITAGE SITE
HURRAY! HAVE
ANOTHER
TURN

1812
FIRST COMPLETE
FOSIL ICHTHYOSAUR
FOUND AT LYME
REGIS

GO FORWARD 3

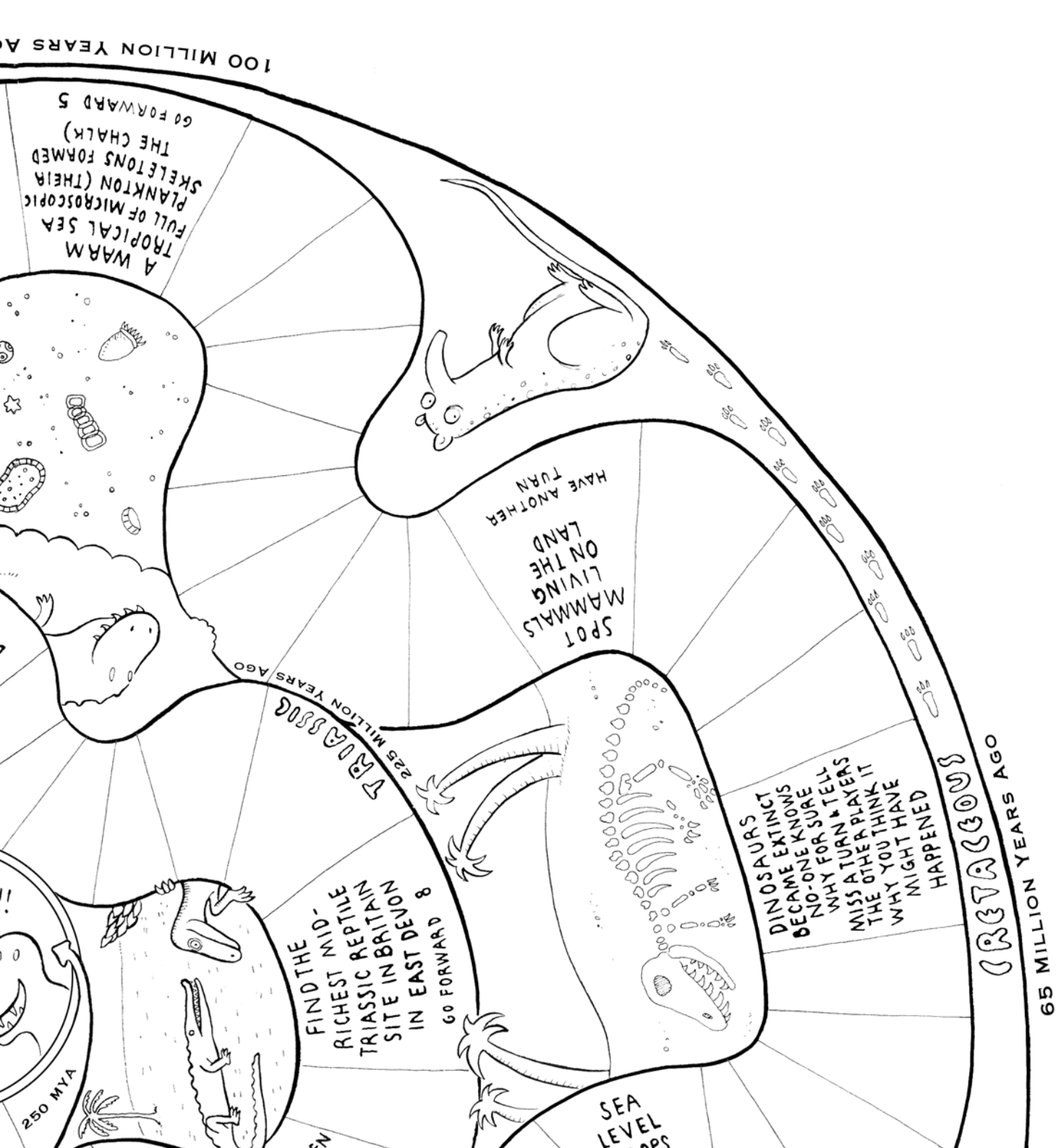
CLIFF FALL
DUE TO
EROSION BY
WAVES

MISS A TURN

ICE AGE GRIPS
NORTHERN
EUROPE FOR
OVER 2 MILLION
YEARS

MISS
A TURN

CENOZOIC / TERTIARY



WOOD



WOOD



WOOD



WOOD



SANDSTONE



SANDSTONE



SANDSTONE



SANDSTONE



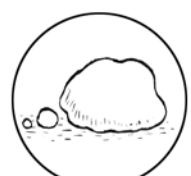
LIMESTONE




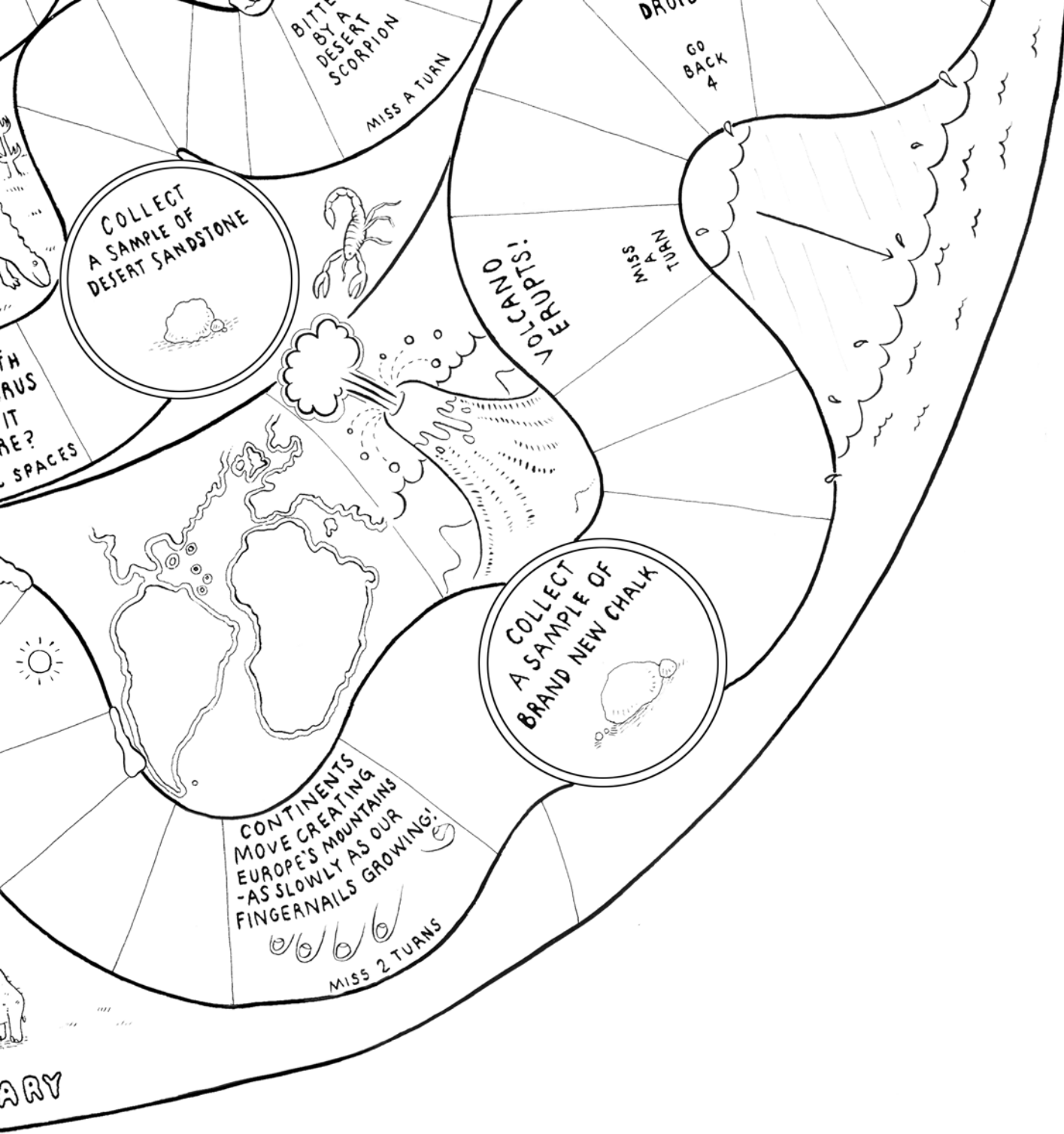
LIMESTONE




LIMESTONE




LIMESTONE




AMMONITE



AMMONITE



AMMONITE



AMMONITE



CHALK



CHALK



CHALK



CHALK

